

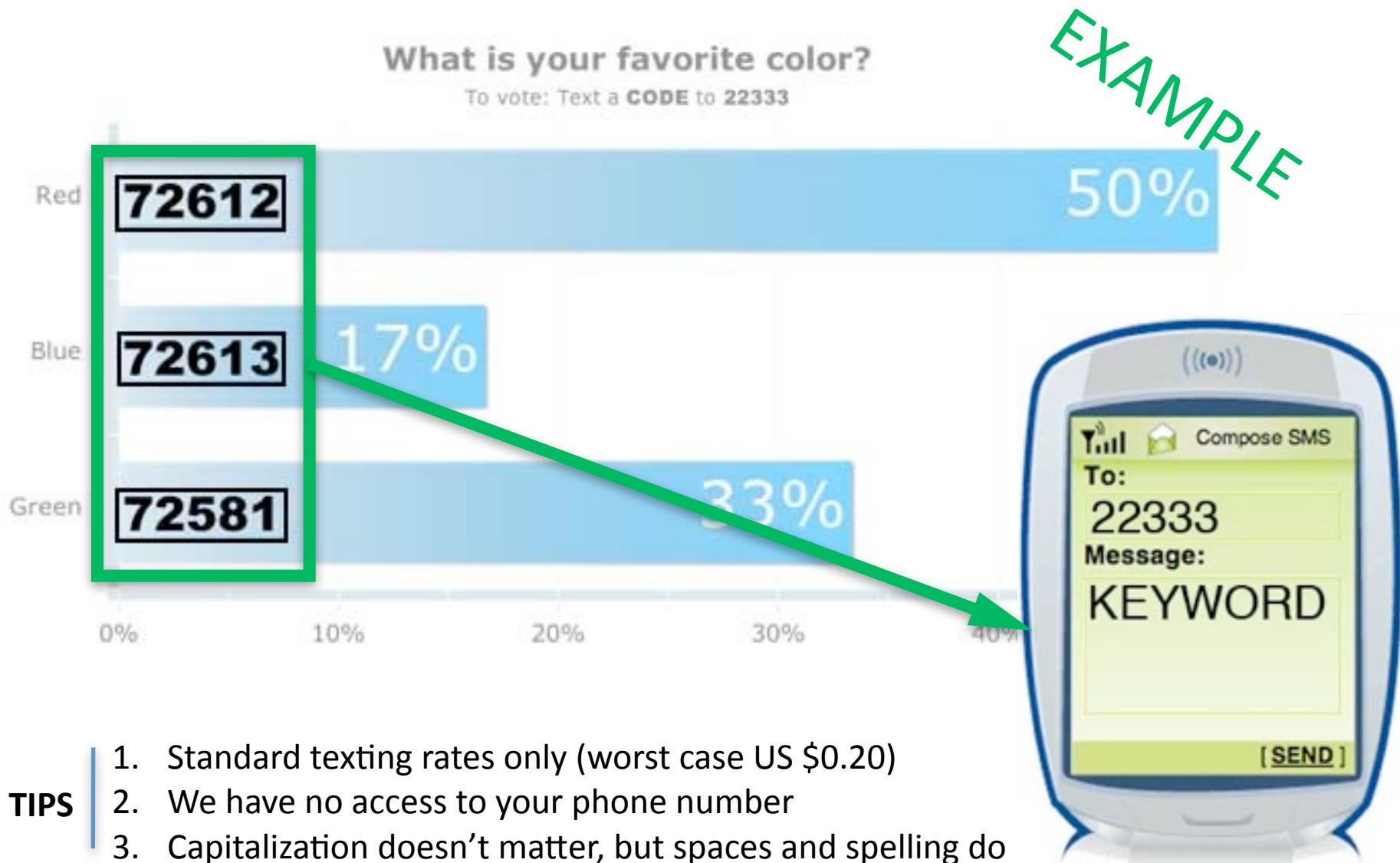
# Presenter Text Polling Notes

- Explain what's going on
  - “Now I'm going to ask for your opinion. You'll use your phones to respond just like on American Idol. So please take out your cell phones, but remember to leave them on silent.”
  - “You'll participate by sending a text message. If you don't know how to do that, just ask your kids! Or have your neighbor help you figure it out.”
- Address their concerns
  - “This is a just standard rate text message, so it may be free for you, or up to twenty cents on some carriers if you do not have a text messaging plan.”
  - “The service we are using is serious about privacy. We cannot see your phone numbers, and you'll never receive follow-up text messages outside this presentation. There's only one thing worse than email spam – and that's text message spam because you have to pay to receive it!”
- Use a demo or practice poll
  - For example, a Free Text Poll like “Let's Practice: Text in your first name!”
- **Always test** your polls in your presentation before your event using the computer that will be projecting your presentation, especially if that computer is not the one you're currently using.

Friday, October 22, 2010

This slide is just for your own notes, as a presenter or instructor. You may print these, memorize them, or actually put them into the Notes portion of a slide in your own presentation.

# How To Vote via Texting



Friday, October 22, 2010

This slide is for display to the audience to show them how they will vote on your polls in your presentation. You can remove this slide if you like or if the audience is already comfortable with texting and/or voting with Poll Everywhere.

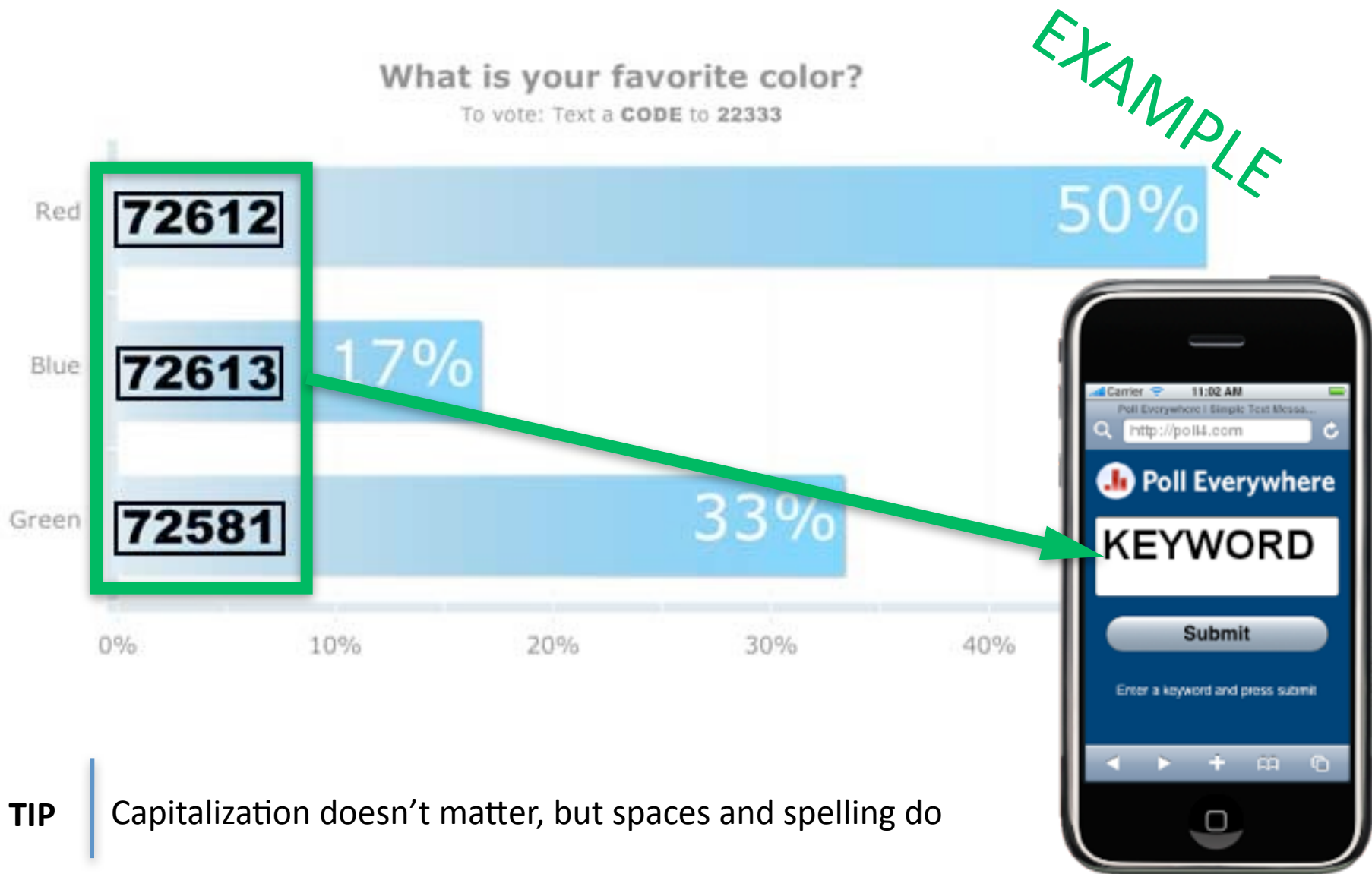
Sample Oral Instructions:

*Ladies and gentlemen*, throughout today's meeting we're going to engage in some audience polling to find out what you're thinking, what you're up to and what you know. Now I'm going to ask for your opinion. We're going to use your phones to do some audience voting just like on American Idol.

So please take out your cell phones, but remember to leave them on silent. You can participate by sending a text message.

This is a just standard rate text message, so it may be free for you, or up to twenty cents on some carriers if you do not have a text messaging plan. The service we are using is serious about privacy. I cannot see your phone numbers, and you'll never receive follow-up text messages outside this presentation. There's only one thing worse than email spam – and that's text message spam because you have to pay to receive it!

# How To Vote via Poll4.com



Friday, October 22, 2010

This slide is for display to the audience to show them how they will vote on your polls in your presentation. You can remove this slide if you like or if the audience is already comfortable with texting and/or voting with Poll Everywhere.

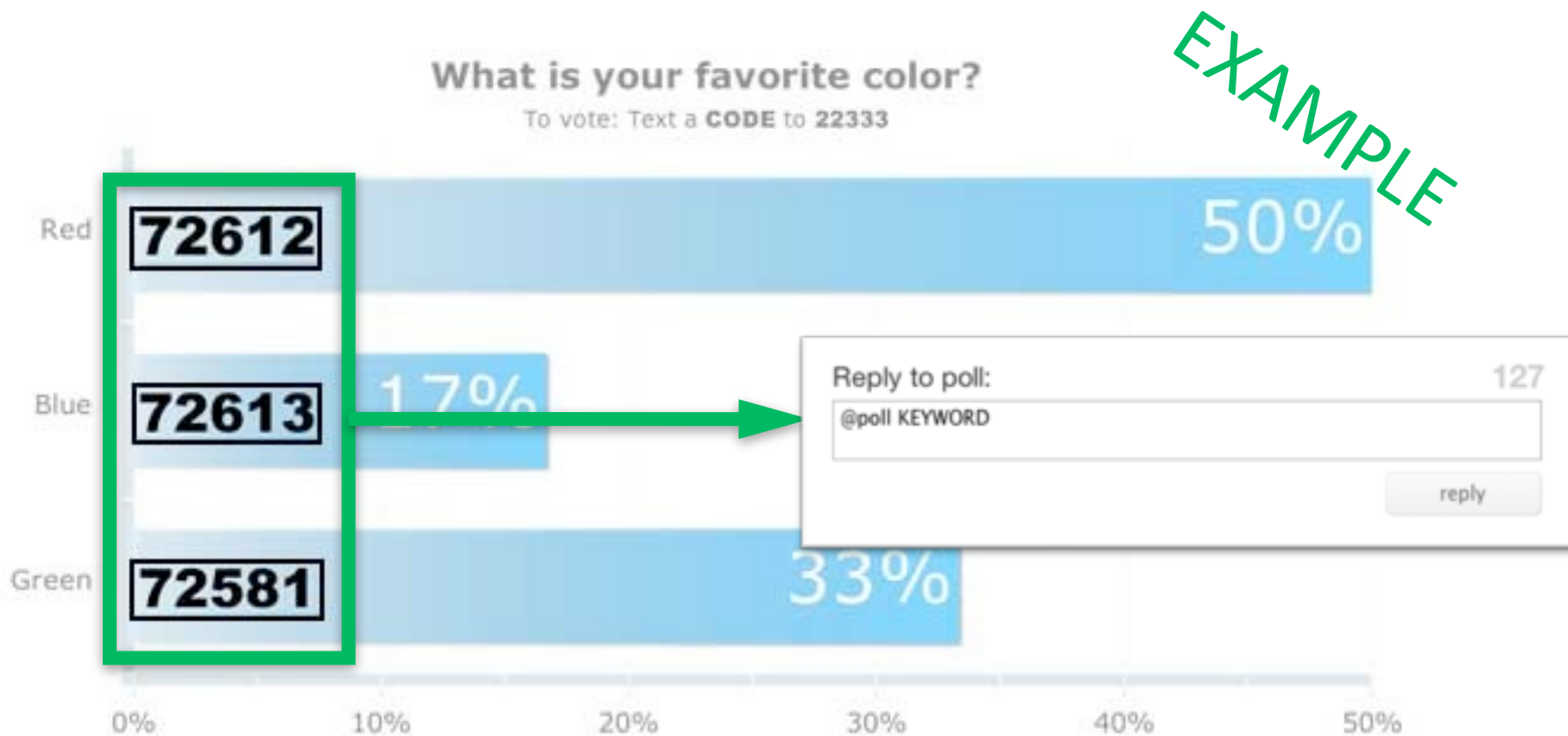
Sample Oral Instructions:

*Ladies and gentlemen*, throughout today's meeting we're going to engage in some audience polling to find out what you're thinking, what you're up to and what you know. Now I'm going to ask for your opinion. We're going to use your phones or laptops to do some audience voting just like on American Idol.

So please take out your mobilephones or laptops, but remember to leave them on silent. You can participate by submitting an answer at Poll4.com on your laptop or a mobile phone.

The service we are using is serious about privacy. I cannot see who you are or who voted.

# How To Vote via Twitter



## TIPS

1. Capitalization doesn't matter, but spaces and spelling do
2. Since @poll is the first word, your followers will not receive this tweet

Friday, October 22, 2010

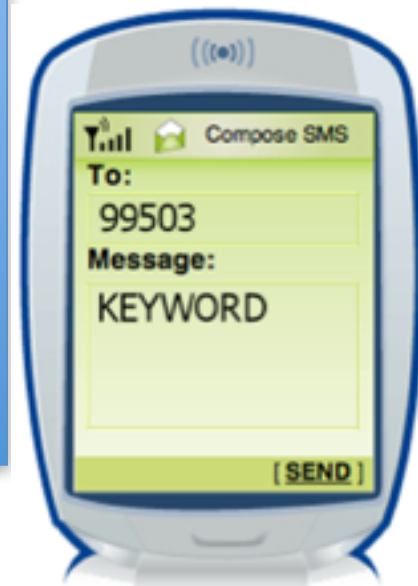
This slide is for display to the audience to show them how they will vote on your polls in your presentation. You can remove this slide if you like or if the audience is already comfortable with texting and/or voting with Poll Everywhere.

Sample Oral Instructions:

*Ladies and gentlemen*, throughout today's meeting we're going to engage in some audience polling to find out what you're thinking, what you're up to and what you know. Now I'm going to ask for your opinion. We're going to use Twitter to do some audience voting.

So please take out your cell phones or laptops, but remember to leave them on silent. The way you will be able to participate is by tweeting a response to @poll. Your followers won't be bothered by this message.

<<Place embedded poll chart from PollEverywhere.com here>>



**TIPS**

1. Standard texting rates only (worst cast US\$0.20)
2. We have no access to your phone number
3. Capitalization doesn't matter, but spaces and spelling do

Friday, October 22, 2010

If you wish, we hope you use this slide as a template for your own voting slides. You probably need to do something like this template if you feel your audience needs a lot of extra assistance in terms of how to vote via text, web, or Twitter.